

# TM3TI4G

Analog input module, Modicon TM3, 4 /  
temperature inputs (spring) 24 VDC



Product availability: Non-Stock - Not normally stocked in distribution facility

Price\*: 239.00 USD



## Main

Range of Product	Modicon TM3
Product or Component Type	Analog input module
Range Compatibility	Modicon M221 Modicon M241 Modicon M251 Modicon M262
Analogue input number	4
Analogue input type	Current 4...20 mA Current 0...20 mA Voltage 0...10 V Voltage - 10...10 V Thermocouple - 200...1000 °C with thermocouple J Thermocouple - 200...1300 °C with thermocouple K Thermocouple 0...1760 °C with thermocouple R Thermocouple 0...1760 °C with thermocouple S Thermocouple 0...1820 °C with thermocouple B Thermocouple - 200...400 °C with thermocouple T Thermocouple - 200...1300 °C with thermocouple N Thermocouple - 200...800 °C with thermocouple E Thermocouple 0...2315 °C with thermocouple C Pt 100 temperature probe - 200...850 °C Pt 1000 temperature probe - 200...600 °C

## Complementary

Analogue input resolution	16 bits 15 bits + sign
Permissible continuous overload	13 V, analogue input type: voltage 40 mA, analogue input type: current
Input impedance	<= 50 Ohm current >= 1 MOhm voltage >= 1 MOhm thermocouple >= 1 MOhm temperature probe
LSB value	2.44 mV 0...10 Vvoltage 4.88 mV - 10...10 V voltage 4.88 µA 0...20 mAcurrent 3.91 µA 4...20 mAcurrent 0.1 °C temperature probe 0.1 °Cthermocouple
Conversion time	100 ms + 100 ms per channel + 1 controller cycle time for analogue input thermocouple 100 ms + 100 ms per channel + 1 controller cycle time temperature probe 10 ms + 10 ms per channel + 1 controller cycle time voltage/current
Sampling duration	10 Ms voltage/current 100 Ms voltage/current 100 Ms thermocouple 100 Ms temperature probe
Absolute accuracy error	+/- 0.2 % of full scale 77 °F (25 °C) voltage/current +/- 0.2 % of full scale 77 °F (25 °C) Pt 100/Pt 1000, Ni 100/ Ni 1000 +/- 0.2 % of full scale 77 °F (25 °C) thermocouple C 0...2315 °C +/- 6 °C 77 °F (25 °C) thermocouple R, S 0...200 °C +/- 0.2 % of full scale 77 °F (25 °C) thermocouple R, S 200...1760 °C +/- 0.2 % of full scale 77 °F (25 °C) thermocouple B 300...1820 °C +/- 0.4 % of full scale 77 °F (25 °C) thermocouple K - 200...0 °C +/- 0.2 % of full scale 77 °F (25 °C) thermocouple K 0...1300 °C +/- 0.4 % of full scale 77 °F (25 °C) thermocouple J - 200...0 °C +/- 0.2 % of full scale 77 °F (25 °C) thermocouple J 0...1000 °C +/- 0.4 % of full scale 77 °F (25 °C) thermocouple E - 200...0 °C +/- 0.2 % of full scale 77 °F (25 °C) thermocouple E 0...800 °C +/- 0.4 % of full scale 77 °F (25 °C) thermocouple T - 200...0 °C +/- 0.2 % of full scale 77 °F (25 °C) thermocouple T 0...400 °C +/- 0.4 % of full scale 77 °F (25 °C) thermocouple N - 200...0 °C +/- 0.2 % of full scale 77 °F (25 °C) thermocouple N 0...1300 °C
Temperature Drift	+/- 0.01 %FS/°C
Repeat accuracy	+/-0.5 %FS
Non-linearity	+/- 0.2 %FS

Cross talk	<= 1 LSB
[Us] rated supply voltage	24 V DC
Supply voltage limits	20.4...28.8 V
Type of cable	Twisted shielded pairs cable <30 m for input circuit
Current consumption	45 mA at 5 V DC via bus connector 50 mA at 5 V DC via bus connector 35 mA at 24 V DC via external supply 40 mA at 24 V DC via external supply
Local signalling	1 LED (green) for PWR
Electrical connection	10 x 1.5 mm <sup>2</sup> removable screw terminal block pitch 3.81 mm for inputs and supply 10 x 1.5 mm <sup>2</sup> removable screw terminal block pitch 3.81 mm for inputs
Insulation	Between input and supply 1500 V AC Between input and internal logic 500 V AC
Marking	CE
Surge withstand	1 KV power supply common mode EN/IEC 61000-4-5 0.5 KV power supply differential mode EN/IEC 61000-4-5 1 KV input common mode EN/IEC 61000-4-5
Mounting support	Top hat type TH35-15 rail conforming to IEC 60715 Top hat type TH35-7.5 rail conforming to IEC 60715 plate or panel with fixing kit
Maximum Height	3.54 In (90 mm)
Maximum Depth	2.76 In (70 mm)
Maximum Width	0.93 In (23.6 mm)
Net Weight	0.22 Lb(US) (0.1 kg)

## Environment

Standards	EN/IEC 61131-2 EN/IEC 61010-2-201
Resistance to electrostatic discharge	8 KV in air EN/IEC 61000-4-2 4 KV on contact EN/IEC 61000-4-2
Resistance to electromagnetic fields	9.14 V/M (10 V/m) 80 MHz...1 GHz EN/IEC 61000-4-3 2.74 V/M (3 V/m) 1.4 GHz...2 GHz EN/IEC 61000-4-3 0.91 V/M (1 V/m) 2 GHz...3 GHz EN/IEC 61000-4-3
Resistance to magnetic fields	98.43 A/M (30 A/m) EN/IEC 61000-4-8
Resistance to fast transients	1 KV EN/IEC 61000-4-4 I/O)
Resistance to conducted disturbances	10 V 0.15...80 MHz EN/IEC 61000-4-6 3 V spot frequency (2, 3, 4, 6.2, 8.2, 12.6, 16.5, 18.8, 22, 25 MHz) Marine specification (LR, ABS, DNV, GL)
Electromagnetic emission	Radiated emissions 40 dB $\mu$ V/m QP class A 10 m)30...230 MHz EN/IEC 55011 Radiated emissions 47 dB $\mu$ V/m QP class A 10 m)230...1000 MHz EN/IEC 55011
Immunity to microbreaks	10 Ms
Ambient Air Temperature for Operation	14...131 °F (-10...55 °C) horizontal installation 14...95 °F (-10...35 °C) vertical installation
Ambient Air Temperature for Storage	-13...158 °F (-25...70 °C)
Relative humidity	10...95 %, without condensation in operation) 10...95 %, without condensation in storage)
IP Degree of Protection	IP20
Pollution degree	2
Operating altitude	0...6561.68 ft (0...2000 m)
Storage altitude	0.00...9842.52 Ft (0...3000 m)
Vibration resistance	3.5 mm 5...8.4 Hz DIN rail 3 gn 8.4...150 Hz DIN rail
Shock resistance	15 gn 11 ms

## Ordering and shipping details

Category	22533 - M2XX PLC & ACCESSORIES
Discount Schedule	MSX
GTIN	03606480649011
Nbr. of units in pkg.	1
Package weight(Lbs)	1 Lb(US) (0.45 kg)
Returnability	Yes
Country of origin	JP

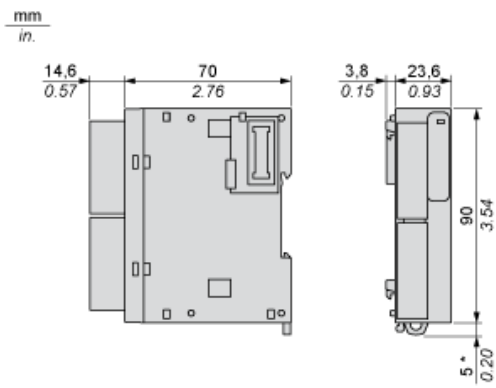
## Packing Units

Unit Type of Package 1	PCE
Package 1 Height	2.95 In (7.5 cm)
Package 1 width	4.92 In (12.5 cm)
Package 1 Length	4.13 In (10.5 cm)

## Offer Sustainability

Sustainable offer status	Green Premium product
California proposition 65	WARNING: This product can expose you to chemicals including: Lead and lead compounds, which is known to the State of California to cause cancer and birth defects or other reproductive harm. For more information go to <a href="http://www.P65Warnings.ca.gov">www.P65Warnings.ca.gov</a>
REACH Regulation	<a href="#">REACH Declaration</a>
EU RoHS Directive	Pro-active compliance (Product out of EU RoHS legal scope) <a href="#">EU RoHS Declaration</a>
Toxic heavy metal free	Yes
Mercury free	Yes
RoHS exemption information	<a href="#">Yes</a>
China RoHS Regulation	<a href="#">China RoHS Declaration</a>
Environmental Disclosure	<a href="#">Product Environmental Profile</a>
Circularity Profile	<a href="#">End Of Life Information</a>
WEEE	The product must be disposed on European Union markets following specific waste collection and never end up in rubbish bins.
PVC free	Yes

Dimensions

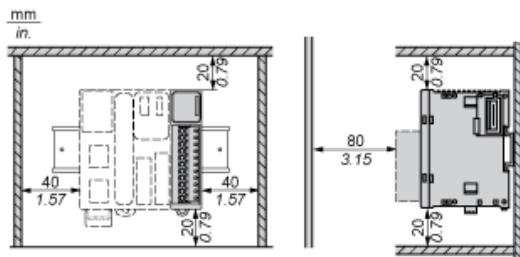


(\*) 8.5 mm/0.33 in when the clamp is pulled out.

---

Spacing Requirements

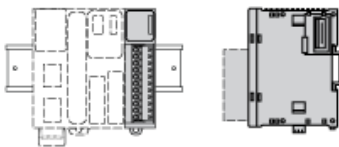
---



---

Mounting on a Rail

---



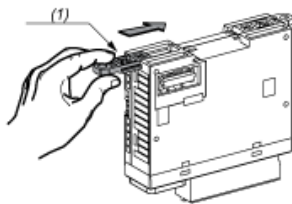
Incorrect Mounting



---

Mounting on a Panel Surface

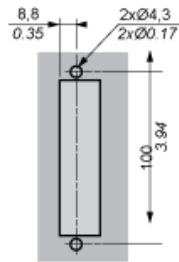
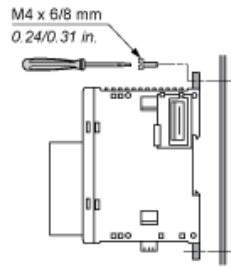
---



- (1) Install a mounting strip

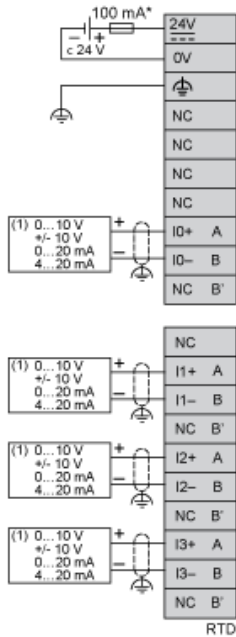
## Mounting Hole Layout

mm  
in.



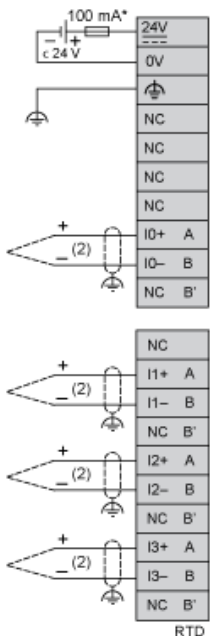
Analogue Input Module

Wiring Diagram (Current/Voltage type)



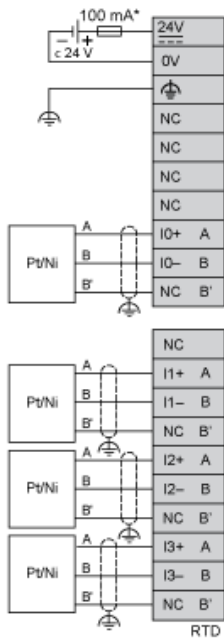
- (\*) Type T fuse
- (1) Current/Voltage analog output device

Wiring Diagram (Thermocouple input type)



- (\*) Type T fuse
- (2) Thermocouple

## Wiring Diagram (Temperature probe input type)



(\*) Type T fuse

Product Life Status : **Commercialised**